

U/SNS-AJYE-USA



KIDS TO ADULTS



INSTRUCTION
BOOKLET

SUPER NINTENDO
ENTERTAINMENT SYSTEM

WARNING: PLEASE READ THE ENCLOSED CONSUMER INFORMATION AND PRECAUTIONS BOOKLET CAREFULLY BEFORE USING YOUR NINTENDO® HARDWARE SYSTEM OR GAME PAK.

THIS PRODUCT HAS BEEN RATED BY THE ENTERTAINMENT SOFTWARE RATING BOARD. FOR INFORMATION ABOUT THE ESRB RATING, OR TO COMMENT ABOUT THE APPROPRIATENESS OF THE RATING, PLEASE CONTACT THE ESRB AT 1-800-771-3772.



LICENSED BY



NINTENDO, SUPER NINTENDO
ENTERTAINMENT SYSTEM
AND THE OFFICIAL SEALS ARE
REGISTERED TRADEMARKS OF
NINTENDO OF AMERICA INC.
© 1991 NINTENDO OF AMERICA INC.

THIS OFFICIAL SEAL IS YOUR ASSURANCE THAT NINTENDO HAS APPROVED THE QUALITY OF THIS PRODUCT. ALWAYS LOOK FOR THIS SEAL WHEN BUYING GAMES AND ACCESSORIES TO ENSURE COMPLETE COMPATIBILITY. ALL NINTENDO PRODUCTS ARE LICENSED BY SALE FOR USE ONLY WITH OTHER AUTHORIZED PRODUCTS BEARING THE OFFICIAL NINTENDO SEAL OF QUALITY.



CONTENTS

Planetary Survey/The Party Planet	2
Getting Started	4
Controls	5
Status Screen	6
Tunes Screen	6
Party Putties in the House! (pickups)	7
Morf Templates	8
The Worlds	10
Game Tips	12
Limited Warranty	13



■ **Planetary Survey:** M17X (a.k.a. "Party Planet")

■ **Specific Gravity:** Low – 0.14 standard G

■ **Planet Formation:** Surface of the planet supports entire population – however interior of planet contains enormous caverns of unknown dimensions and origin. Areas within the caves are connected by a mysterious network of tubes and dimensional vortexes.

■ **Indigenous Life Forms:** One – known as Morfs, peaceful, intelligent, polystructural gelatinous beings, capable of temporary rearrangement of physical form after coming in contact with "Morf Templates" – artifacts containing organic data for flight, wheeled, swimming or other body configurations. It is possible that all Morfs were once a single, large organism, which evolved into separate beings in order to have someone to party with.

■ **Observed Behavior:** The driving force behind Morf society appears to be the desire to have a good time. Though they do not possess distinct eyes or ears, younger Morfs frequently wear sunglasses and portable CD players.

Music CDs have enormous importance to the Morfs and may contain more than just tunes. Morfs have the ability to spontaneously explode at will, damaging any creatures nearby, although since they have no natural predators, this may simply be a really cool thing for them to do. After detonation, Morfs can reconstruct themselves by using spare plasma which they carry with them.

Social Structure: Just as the Morfs have no solid shape, they appear to have no stable form of government, preferring to "Just let wild things happen," according to one young Morf known as Mohawk. Unfortunately, this situation has allowed a single, politically ambitious (and flexibly challenged) Morf to construct an army of robotic soldiers (Bots) in the underground caverns and attempt a complete takeover of the Morfs and their planet. This self-proclaimed "General" Headslot has all but succeeded in his domination, his anti-party posters stating "**I will soon rule all of you spineless globs, HA HA HA.**" To demoralize the Morfs and further his plans, Headslot has stolen all of the music CDs and built them into his Bot production factories. Only Mohawk and his best bud Headphone Jack have been brave enough to enter the caves in an attempt to defeat Headslot's Bots and restore things to... uh, whatever they were before.

GETTING STARTED


Make sure the power to your Super NES is off. Insert the **Mohawk & Headphone Jack** Game Pak into your Super NES system with the attractive label facing forward. Plug one or two game controllers into your Super NES and turn the power on. Oh, yeah — you need a TV and stuff, too, but you can find those details in your Super NES Instruction Manual. When the Mohawk & Headphone Jack title screen comes up, you can select from the following options by pressing up or down on the Control Pad and pressing any button:

One Player — use Controller One to help Mohawk find his way through the caves and back to the surface.


Two Players — Player One will play as Mohawk and Player Two will control Headphone Jack. Players will take turns — whenever a player loses a life, control will go to the other player.

Options — Here you can change the A, B, X & Y Button functions or enter a 6-digit passcode to continue an unfinished level (look for codes when you finish each level). You can also see the credits to learn who's responsible for this game.

If you let the game sit, the demo will start — if you watch it, you might learn something, but it's not as much fun as playing, so press Start and let's get busy!



CONTROLS



Control Pad – Move Left & Right, press Up to look up, press Down to look down and do a Rock Morf. What's a Rock Morf good for? Uh, nothing really, but it looks kinda cool and if you could roll, you could collect moss, or something.

A Button – Hurdle; a low jump good for clearing obstacles or bad Bots.

B Button – Leap; a high jump which lets you catch lots of air.

X Button – Morf Explosion; blow bits of yourself all over enemies. Cool.

Y Button – Spike Morf; roll up to protect yourself and give enemies the point.

A & B Button – When swimming or flying, use these to propel yourself faster.

L & R Buttons – Rotate the entire screen Left or Right.


Start Button – Pause game. While in the Pause Menu, you can change sound options. Press the Control Pad Up & Down to select options, press Left & Right to change. Press Start again to unpause.

Select Button – Map Screen. Your position is shown by the yellow X. Move the Control Pad around to check out your surroundings. Press the X Button to zoom in – press Y to zoom out. The L & R Buttons rotate the map and Select brings you back to reality. Whew.

STATUS SCREEN

Spare Plasma

Score



CDs Collected

My Man Mo

Energy

Lives

TUNES SCREEN



Press the Start Button to pause the game and bring up the Tunes Select Screen. Here you can select from available music tracks, change the music volume, turn sound effects

and music on or off. Press Up and Down to select different options, then press Left and Right to change options.

PARTY PUTTIES IN THE HOUSE!

In order to restore their planet to its former level of coolness, you must help Mohawk and Headphone Jack travel through the seven worlds of General Headslot's subterranean caverns. Once underground, you must defeat the Bot Bosses and travel through the Vortexes to reach the surface and party big time. Fortunately, there are some goodies around to help you...



CDs – Morfs use these discs to record their core biological data. And they're also great to rock to! Upon taking over the planet, General Headslot has swiped all of the Morf's CDs, taking them underground to power his Bot-production machinery. To stop the General and his infinite supply of Bot soldiers, you must reclaim all of the CDs you can find. Picking up CDs adds to your score and collecting enough of them on each level will open a doorway to the next world.



Mega CDs – Grab these huge discs to spin up your score and change music tracks in the game. Despite their size, they're not easy to find. Make sure you explore all areas and check your map for spots you've missed.



Power Supply – These Bot Batteries can be found inside the caverns. Picking up a Power Supply charges up your Health Points, allowing you to recover energy taken away by hitting a Bot or obstacle. If you run out of batteries, you will lose a life.




Spare Plasma – Sort of a Morf Band-Aid, these Plasma balls allow your Morf to reconstruct after exploding. You can carry up to three at a time. Your explosive ability can be used to take out some Bots.



Data Recorder – X marks the spot. If you touch one of these yellow plasma spheres, you will be able to continue from that point if you get splattered later on.

MORF TEMPLATES

These are ancient (pre 70's) artifacts left behind by some unknown (and slightly messy) culture. Nobody knows who invented the Morf Templates, but handily enough, they contain structural information which allows Morfs to rearrange their plasma into different configurations. If you touch a template, you will automatically gain a new Morf Ability for a short while. After a few moments, the effect will wear off and you will return to your standard (but still hip) Morf configuration. You can use the same template as often as you like.



Burn Rubber Morf

Peel out with super single-wheel drive which gives you extra speed, superior traction and hot jumping ability!

Flying Morf

Sprout some wicked wings and fly to all those spots you couldn't reach. It's just so cool – what more can you say? Press the A or B buttons to flap those babies.





Inflate-O-Morf

You're fulla hot air, and fortunately it will float you to places you want to be. Just watch for sharp objects!

Creature From Ooze Lagoon Morf

Whoa! Late nite B-movie time! Grab some gills and hit the beach – this is the only way to swim! Just make sure you wait for two hours after eating.



Suction Morf

Suction Man, Suction Man – does whatever a plunger can. Stick to walls, climb on floors – grab those tunes, they're all yours. Watch out, here comes the Suction Morf!



Spring Morf

Major bounces can be yours with these huge springs – it's the shoes, right?



THE WORLDS

Defeating General Headslot and his Bot army isn't going to be any cakewalk. There are many worlds in the underground caverns — some of which have never been explored! Lucky you — you get to be the first.

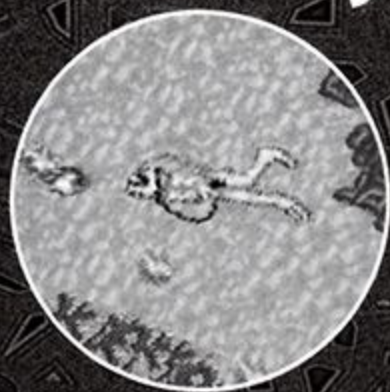
Scraping the Surface In this first world, you'll have a chance to learn your way around the underground. That doesn't mean things are going to be easy. Keep your eyes open for vicious Bird Bots, Atomites, Coil Bots and the Boss Bot, Smiley, with his Plasma Blaster. Wait, you haven't got eyes, have you?



Tropical Caves Things are getting hotter! Subterranean lava flows nearby, heating this area to produce a jungle-like environment. Dangerous plant life and creepy Bots inhabit the undergrowth. Rumors of Centi-Bots and fire breathing lizards should be ignored — after all, the few surviving explorers have claimed that a magical tiki Bot guards this world.



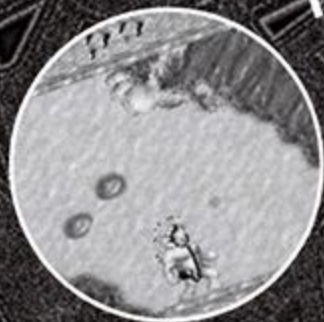
Deep Water These caverns are partially filled with water, and unfortunately the Bots down here are waterproof. Stay clear of the belligerent Bonefish Bots and the ill-tempered, ink-spitting OctoBot. (Yeah, we know he only has four arms, but it's still cooler to call him an OctoBot.) Make sure you come up for air once in a while, or you'll be blue!



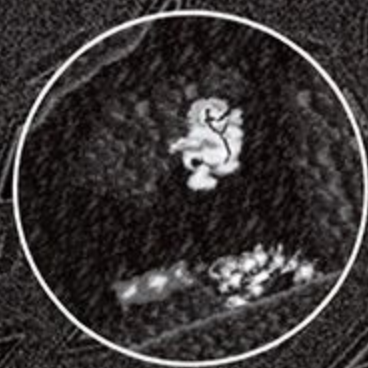
Toast in the Machine Deep in Headslot's Bot production facility, the bad Bots are in command. Hovering spheroid platforms might give you a lift. Beware of the flame vents and the wheeled Ball Bot guarding the vortex!



It Takes Guts Eewww, gross. There's something alive in this section of the caverns — and you're inside it! Find your way through this monster's innards while avoiding the nasty Bio-Bots that have infected it's system. And keep clear of pools of digestive fluid, or you're in for real intestinal distress!



Getting Warmer Either the core of this planet is molten, or someone's cooking some scary pudding down here. All the Bots seem to be fire-breathers — be careful. Watch your head when you jump, the ceilings are covered with electric stalagmites... or are they stalagmites?



Radio-Active Headslot keeps his toughest Boty Guards down here to protect the radioactive goop he plans to release on the surface. But we're not going to let that happen, are we? This one's going to be tough — full of switches, repulse-o-fields, instant transporters and confusing networks of Ooze Tubz.



Headslot H.Q. No Morf has ever seen the depths of the General's hideout and survived to tell the tale. You must defeat Headslot to return to the surface. Good luck!


GAME TIPS



You will rack up points for collecting each CD and for hitting Bots and Bot Bosses. At the end of each level, you get points for the percentage of the total CDs in that level. To improve your score, go back and look for every CD and Mega CD. Write down those Passcodes when you get them so you can continue!



Enemies, CDs and pickups will not appear on the Map, but level exits and level bosses will be shown by a red X once you have collected a certain number of CDs. Bonus Warps will open up after you collect a certain number of CDs on each level. This is a good way to rack up serious numbers of disks. Check your map regularly to discover unexplored areas of the level.



You can only pick up CDs and pickups when running or jumping, not when rolled into a defensive spike ball.



Use the Ooze Tubz and your various Morfs to get from one area of the level to the next. Pay attention to the forks in the Ooze Tubz — they can take you to new areas of the level.



You will need to hit switches to get safely past certain areas. Some switches are located in secret rooms — keep exploring!

You already guessed the volume goes higher than 10, right?



Remember that the Party Planet has extremely low gravity, allowing Morfs to be drawn to any nearby surface. Use this to jump from platform to platform to reach all the way to the ceiling. But by the time you reach it, the ceiling will have become the floor. Whoa. If you jump high enough, you may be able to go orbital!

For more hints and tips, call 1-900-370-HINT

Must be 18 years of age or have parental permission. Touch-tone phone required.
\$.85/min. (automated) \$1.15/min. (live 9am-5pm PST)

LIMITED WARRANTY

BLACK PEARL SOFTWARE warrants to the original consumer purchaser that this Game Pak (PAK) shall be free from defects in material and workmanship for a period of 90 days from the date of purchase. If a defect covered by this warranty occurs during this 90-day warranty period, BLACK PEARL SOFTWARE will repair or replace the PAK, at its option, free of charge.

To receive this warranty service:

1. DO NOT return your defective Game Pak to the retailer.
2. Notify the BLACK PEARL SOFTWARE Consumer Service Department of the problem requiring warranty service by calling: (818) 591-1310. Our Consumer Service Department is in operation from 9:00 a.m. to 5:00 p.m. Pacific Standard Time, Monday through Friday.
3. If the BLACK PEARL SOFTWARE service technician is unable to solve the problem by phone, he/she will provide you with a Return Authorization number. Simply record this number on the outside packaging of your defective PAK, and return your PAK freight prepaid, at your risk of damage, together with your sales slip or similar proof-of-purchase within the 90-day warranty period to:

BLACK PEARL SOFTWARE Consumer Service Department,
5016 N. Parkway Calabasas, Suite 100, Calabasas, CA 91302

This warranty shall not apply if the PAK has been damaged by negligence, accident, unreasonable use, modification, tampering, or by other causes unrelated to the defective materials or workmanship.

REPAIRS AFTER EXPIRATION OF WARRANTY: If the PAK develops a problem after the 90 day warranty period, you may contact the BLACK PEARL SOFTWARE Consumer Service Department at the phone number noted. If the BLACK PEARL SOFTWARE service technician is unable to solve the problem by phone, he/she may provide you with a Return Authorization number. You may then record this number on the outside packaging of the defective PAK. Send the defective PAK, along with \$10.00 freight prepaid to BLACK PEARL SOFTWARE. BLACK PEARL SOFTWARE will, at its option subject to the conditions above, repair the PAK or replace it with a new or repaired PAK. If replacement PAKS are not available, the defective PAK will be returned and the \$10.00 payment refundable.

WARRANTY LIMITATIONS: ANY APPLICABLE IMPLIED WARRANTIES, INCLUDING WARRANTIES OF MERCHANTABILITY AND FITNESS FOR A PARTICULAR PURPOSE ARE HEREBY LIMITED TO NINETY DAYS FROM THE DATE OF PURCHASE AND ARE SUBJECT TO THE CONDITIONS SET FORTH HEREIN. IN NO EVENT SHALL BLACK PEARL SOFTWARE BE LIABLE FOR CONSEQUENTIAL OR INCIDENTAL DAMAGES RESULTING FROM THE BREACH OF ANY EXPRESS OR IMPLIED WARRANTIES.

The provisions of this warranty are valid in the United States only. Some states do not allow limitations on how long an implied warranty lasts or exclusion of consequential or incidental damages, so the above limitations and exclusion may not apply to you. This warranty gives you specific legal rights, and you may also have other rights which vary from state to state.

**Black Pearl Software, c/o T•HQ, Inc., 5016 N. Parkway Calabasas, Suite 100
Calabasas, CA 91302, (818) 591-1310**

PASSWORDS

A set of 17 horizontal lines for writing. The background features a faint illustration of a landscape with a large circular object (possibly a moon or planet) in the sky and jagged mountains at the bottom.

Available NOW



For the coolest tips on the hottest games, call the
Black Pearl/Malibu Games Hint Line!

1-900-370-HINT

\$.85/min. (automated) - \$1.15/min. (live 9am-5pm PST) Must be 18 years of age or have parental permission. Touch-tone phone required. T•HQ, Inc., Calabasas, CA.

Coming SOON

PGA PGA EUROPEAN TOUR
EUROPEAN TOUR
Super NES

Mr. Do!
Super NES

FIFA FIFA
97 SOCCER
Game Boy

COLLEGE
FOOTBALL USA **97**
Super NES

MADDEN
Game Boy **97**

NHL NHL
97
Super NES

URBAN
STRIKE
THE SEQUEL TO JUNGLE STRIKE
Game Boy

<http://www.thq.com>

To order directly, call:

1-818-879-5728

For orders only –
not game hints

Use your Visa or MasterCard while supplies last. Phone prices subject to change without notice. Also available from your favorite local retailer.



Black Pearl Software c/o T•HQ, Inc.

5016 N. Parkway Calabasas, Suite 100, Calabasas, CA 91302

Mohawk & Headphone Jack is a registered trademark of Solid Software.

Black Pearl Software is a trademark of T•HQ, Inc. © 1996 T•HQ, Inc.

Printed in USA

